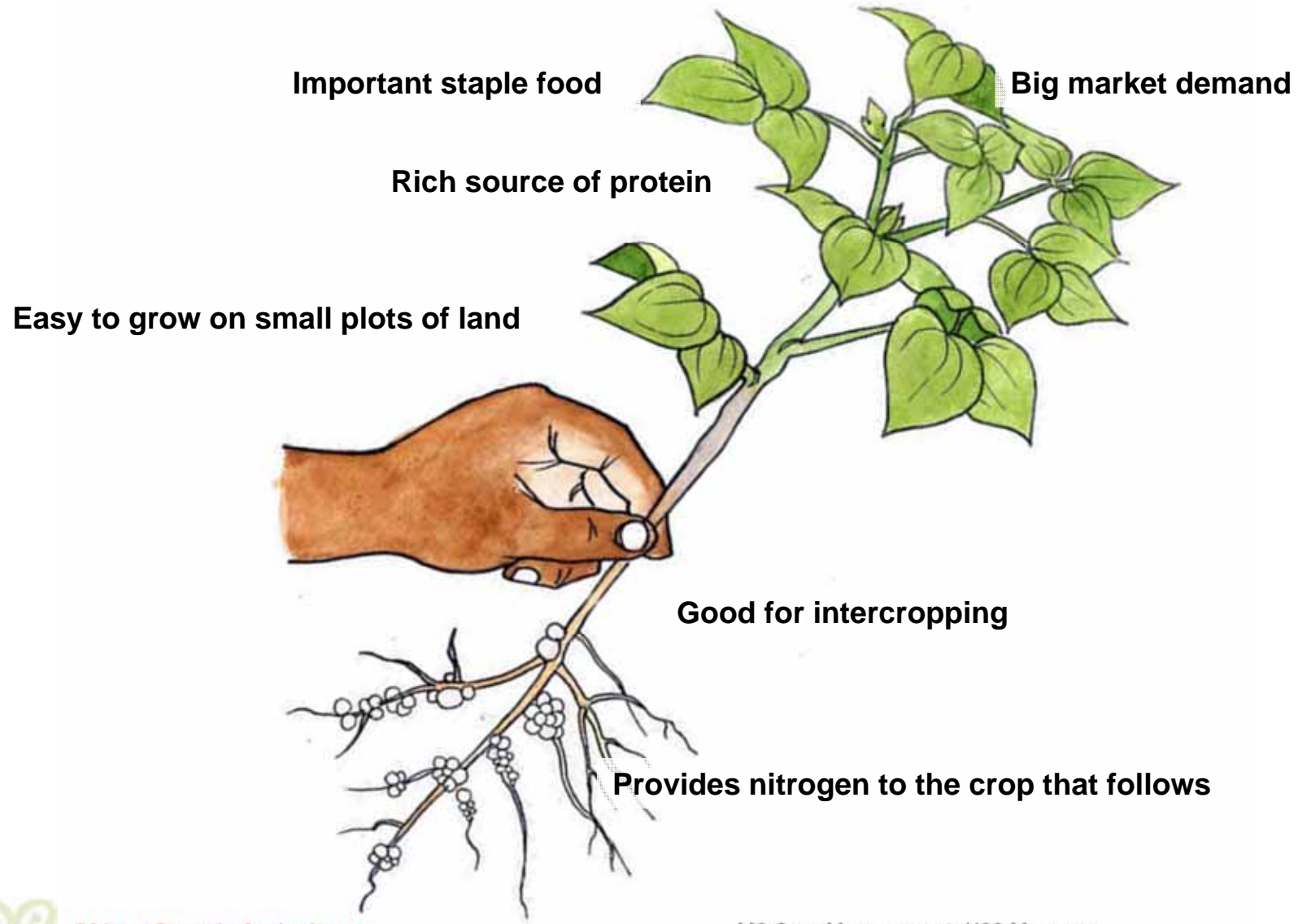


Why grow beans?



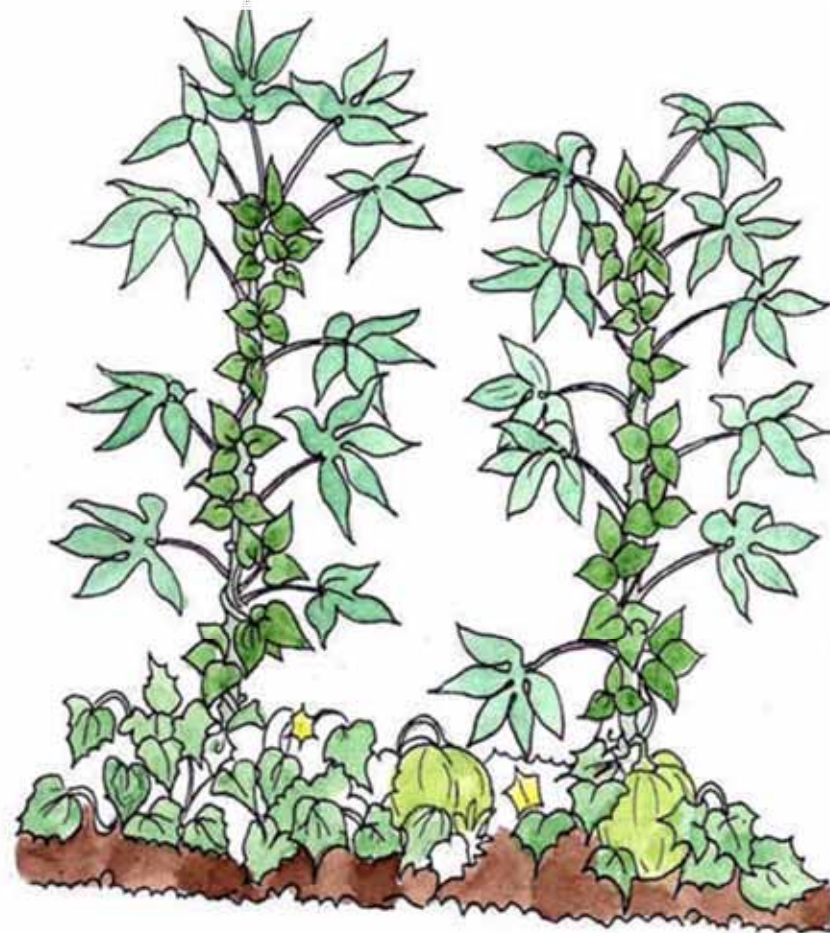
Undesirable bean production practices

1st season: Maize , beans and pumpkins



Too many crops - all competing for space, light and nutrients

2nd season: Cassava, beans and pumpkins



Another heavy feeder, cassava planted but still too many crops competing




Improved bean production

**1st Season:
Maize and
pumpkins**



**With fewer crops, each
one has enough space
to grow well**

**2nd Season:
Beans only**



**After maize is harvested,
maize stalks support
climbing beans while the
pumpkin vegetative
material covers the soil.
Cassava can then be
planted in the 3rd season
with bush beans**




Improved bean varieties released by ECABREN

Varieties	Country	Remarks
MAC 13, MAC 34, MAC 64	Kenya	Climbing beans
Ndundu, Manseki, Mpolo	D.R.Congo	Climbing beans
Sepe, Mbidi	D.R.Congo	Bush beans
Moore 88002	Burundi	Bush beans for low elevation and high humidity areas
Lyamungu 90	Tanzania	Bush beans for low elevation and high humidity areas
RWR 719	Rwanda	Resistant to common foliar diseases and root rots
MLB-49-89A, MLB-39-89A	D.R.Congo	Resistant to common foliar diseases and root rots
SCAM -80-CM/5	Burundi	Resistant to common foliar diseases and root rots
Beshbesh, Melkie	Ethiopia	Resistant to Bean stem maggot (bean fly)
RWR 2075, RWR 1946	Uganda	Resistant to root rot and tolerant to low soil fertility
RWR 1783, Calima type	D.R.Congo	Tolerant to soil acidity and low phosphorus
STTT165-92(Chore), (Dinkesh),XAN310 (MelkaDima),G843(Alemaya), 165-96 (Chercher)	RAB484 STTT-	Ethiopia Improved varieties




Benefits of intercropping with beans

- › **Good for small scale farms**
- › **Higher production per land unit**
- › **Natural pest regulation**
- › **Higher yield security**



Bush beans can be intercropped with maize, banana, root/tubers, sorghum




Climbing beans can be sown towards the end of the maize growing season using dry maize stalks for support



Supporting systems for climbing beans


1. Single sticks



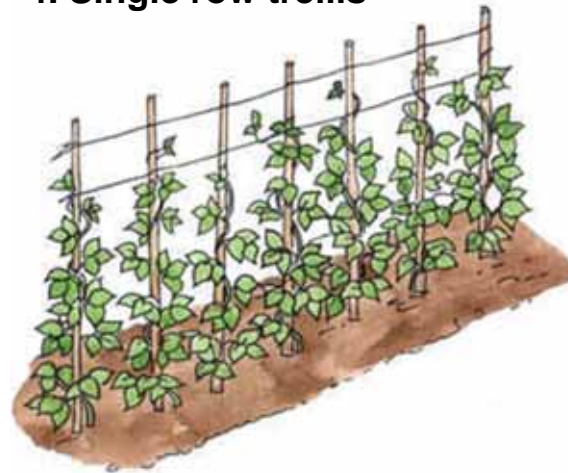
2. Wigwam construction



3. Tent construction



4. Single row trellis



5. Live trellis



Postharvest handling of green beans

1. Timely harvesting



Green beans are harvested when the seeds are not fully developed

2. Proper sorting under shade



3. Bring immediately to the market



Postharvest handling of dry beans

1. Timely harvesting



Harvest when the pods turn yellow for fresh or completely dry for dry beans

2. Proper drying



3. Proper threshing



4. Winnowing to remove trash



5. Proper sorting to remove damaged beans



6. Proper storage off the ground

